















# Part domestication report

The table below shows how the different parts have been domesticated. The small icons are unique identifiers for the sequences. If two sequences have the same icon, they are very probably the same !

## Summary Table

Record	Order ID	Domesticator	Domesticated Record	Added bp	Edited bp
 p14_CMVp	p14_CMVp	p14	 p14_CMVp	22	0
 p16_bGHpolyA	p16_bGHpolyA	p16	 p16_bGHpolyA	22	0
 p18_CMVp	p18_CMVp	p18	 p18_CMVp	22	0
 p19_mNeoGreen	p19_mNeoGreen	p19	 p19_mNeoGreen	22	0
 p22_PGKpolyA	p22_PGKpolyA	p22	 p22_PGKpolyA	22	0
 p3_2_CAG	p3_2_CAG	p3	 p3_2_CAG	22	0
 p7_gfp_sequence	p7_gfp_sequence	p7	 p7_gfp_sequence	24	3

## Domesticators

p14

**Name:** p14

**Description:** For slot p14 of the EMMA standard

**Left addition:** CGTCTCACTAC

**Right addition:** GCAATGAGACG

**Enzyme:** BsmBI (CGTCTC)

**Left overhang:** CTAC

**Right overhang:** GCAA

p16

**Name:** p16

**Description:** For slot p16 of the EMMA standard

**Left addition:** CGTCTCACCCT

**Right addition:** GCTCTGAGACG

**Enzyme:** BsmBI (CGTCTC)

**Left overhang:** CCCT

**Right overhang:** GCTC

p18

**Name:** p18

**Description:** For slot p18 of the EMMA standard

**Left addition:** CGTCTCACGGT

**Right addition:** GTGCTGAGACG

**Enzyme:** BsmBI (CGTCTC)

**Left overhang:** CGGT

**Right overhang:** GTGC

p19

**Name:** p19

**Description:** For slot p19 of the EMMA standard

**Left addition:** CGTCTCAGTGC

**Right addition:** AGCGTGAGACG

**Enzyme:** BsmBI (CGTCTC)

**Left overhang:** GTGC

**Right overhang:** AGCG

p22

**Name:** p22

**Description:** For slot p22 of the EMMA standard

**Left addition:** CGTCTCAGTTG

**Right addition:** CGAATGAGACG

**Enzyme:** BsmBI (CGTCTC)

**Left overhang:** GTTG

**Right overhang:** CGAA

p3

**Name:** p3

**Description:** For slot p3 of the EMMA standard

**Left addition:** CGTCTCAGACT

**Right addition:** GGACTGAGACG

**Enzyme:** BsmBI (CGTCTC)

**Left overhang:** GACT

**Right overhang:** GGAC

p7

**Name:** p7

**Description:** For slot p7 of the EMMA standard

**Left addition:** CGTCTCACAGC

**Right addition:** GGAGGCTGAGACG

**Enzyme:** BsmBI (CGTCTC)

**Left overhang:** CAGC

**Right overhang:** AGGC