















Part domestication report

The table below shows how the different parts have been domesticated. The small icons are unique identifiers for the sequences. If two sequences have the same icon, they are very probably the same !

Summary Table

Record	Order ID	Domesticator	Domesticated Record	Added bp	Edited bp
 p14_CMVp	p14_CMVp	p14	 p14_CMVp	22	0
 p16_bGHpolyA	p16_bGHpolyA	p16	 p16_bGHpolyA	22	0
 p18_CMVp	p18_CMVp	p18	 p18_CMVp	22	0
 p19_mNeoGreen	p19_mNeoGreen	p19	 p19_mNeoGreen	22	0
 p22_PGKpolyA	p22_PGKpolyA	p22	 p22_PGKpolyA	22	0
 p3_2_CAG	p3_2_CAG	p3	 p3_2_CAG	22	0
 p7_gfp_sequence	p7_gfp_sequence	p7	 p7_gfp_sequence	24	3

Domesticators

p14

Name: p14

Description: For slot p14 of the EMMA standard

Left addition: CGTCTCACTAC

Right addition: GCAATGAGACG

Enzyme: BsmBI (CGTCTC)

Left overhang: CTAC

Right overhang: GCAA

p16

Name: p16

Description: For slot p16 of the EMMA standard

Left addition: CGTCTCACCCCT

Right addition: GCTCTGAGACG

Enzyme: BsmBI (CGTCTC)

Left overhang: CCCT

Right overhang: GCTC

p18

Name: p18

Description: For slot p18 of the EMMA standard

Left addition: CGTCTCACGGT

Right addition: GTGCTGAGACG

Enzyme: BsmBI (CGTCTC)

Left overhang: CGGT

Right overhang: GTGC

p19

Name: p19

Description: For slot p19 of the EMMA standard

Left addition: CGTCTCAGTGC

Right addition: AGCGTGAGACG

Enzyme: BsmBI (CGTCTC)

Left overhang: GTGC

Right overhang: AGCG

p22

Name: p22

Description: For slot p22 of the EMMA standard

Left addition: CGTCTCAGTTG

Right addition: CGAATGAGACG

Enzyme: BsmBI (CGTCTC)

Left overhang: GTTG

Right overhang: CGAA

p3

Name: p3

Description: For slot p3 of the EMMA standard

Left addition: CGTCTCAGACT

Right addition: GGACTGAGACG

Enzyme: BsmBI (CGTCTC)

Left overhang: GACT

Right overhang: GGAC

p7

Name: p7

Description: For slot p7 of the EMMA standard

Left addition: CGTCTCACAGC

Right addition: GGAGGCTGAGACG

Enzyme: BsmBI (CGTCTC)

Left overhang: CAGC

Right overhang: AGGC